


From the Farm to Your Home

Lesson Title: Crops 1: Where Does Food Come From?

Page 1 of 4

Name: _____



Draw pictures from *The Story of Miguel's Tomatoes* showing different scenes from the journey his tomatoes took from his farm to people's homes.

Step 1: Getting ready to grow food

A large, empty rectangular box with a black border, intended for drawing. To the right of the box is a red arrow pointing downwards.

Step 2: Growing the food

A large, empty rectangular box with a black border, intended for drawing. To the right of the box is a red arrow pointing downwards.


From the Farm to Your Home

Lesson Title: Crops 1: Where Does Food Come From?


Page 2 of 4

Name: _____

Step 3: Moving the food from the field



Step 4: Processing the food



From the Farm to Your Home

Lesson Title: Crops 1: Where Does Food Come From?


Page 3 of 4

Name: _____

Step 5: Selling the food



Step 6: Storing the food



From the Farm to Your Home

Lesson Title: Crops 1: Where Does Food Come From?

Page 4 of 4

Name: _____

Step 7: Preparing and eating the food